

## Biometric login and software token of Haitong International App

To provide greater convenience, the Haitong International App has launched Biometric Login and Software Token features.

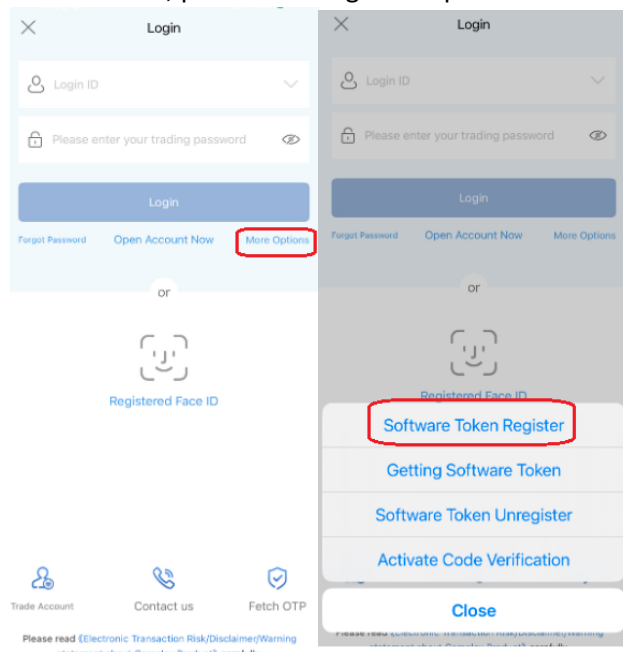
### Registration Process:

1. Download and Open Haitong International App: <https://app.htisec.com/dl>

QR Code:



2. Go to Login page → Click “More Options” → Select “Software Token Register”. After reading the Terms of Use, please click 'Agree' to proceed to the next step.



3. Enter your personal information to proceed with “Software Token Registration”, and then press “Next Step”.

System will send an Activate Code via SMS to your registered mobile number. Please enter the received activation code, and then press “Next Step”.

The image shows two side-by-side mobile app screens. The left screen is titled "Software Token Register" and contains four input fields: "Login ID", "Password" (with an eye icon for visibility), "Please enter your cell phone number.", and "Email". A blue "Next Step" button is at the bottom. Below the button is a note: "If you have received a one-time activation password, please press Activation Code Verification on the Transaction Login page to verify." The right screen is titled "Activate Code Verification" and shows a message: "A one-time activation password message has been sent to your registered mobile phone nu...". Below this is a text input field with the placeholder "Please enter one-time activation password" and a blue "Next Step" button. A white "Later" button is below that. At the bottom is a "Friendly Reminder" section with two paragraphs: "If you have not received a one-time activation password message, please verify later and pay attention to checking SMS. If you have any enquiries, please call our Customer Service Hotline at (852) 3583 3388 or 400 001 1822."

4. Set up 6-digit PIN in the “Personal Identification Number” field, and then press “Next Step”. You may also choose to enable biometric authentication feature.

The image shows two side-by-side mobile app screens. The left screen is titled "PIN Verification" and contains a text input field with the placeholder "Please enter the 6-digit PIN". A blue "Next Step" button is at the bottom. The right screen is titled "Enable Face ID" and contains a message: "You can use the face stored on this device to login safely, and quickly to Haitong International APP trading account." Below this is a face icon. At the bottom is a "Friendly Reminder" section with a message: "When the Face ID login is enabled, you will not need to enter the security code when you log into the trading account." Below this is a blue "Enable" button and a white "Later" button.

## 5. Registration completed.



Face ID Enabled.



Your login name has not yet registered  
Software Token.

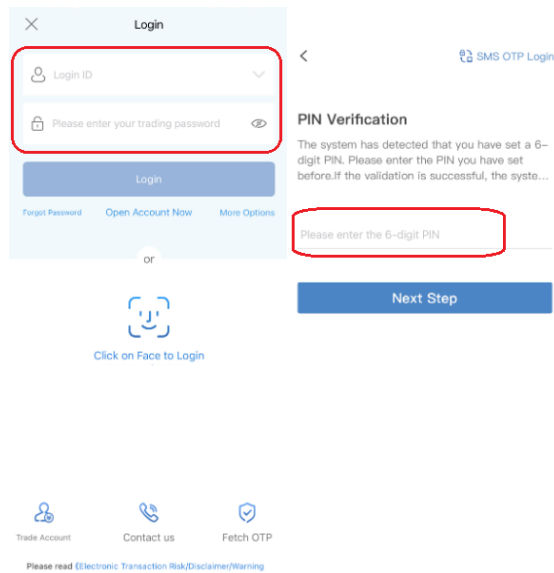
Finish

## Getting a Software Token & Logging in

After completing the registration, you can obtain the token by entering your PIN.

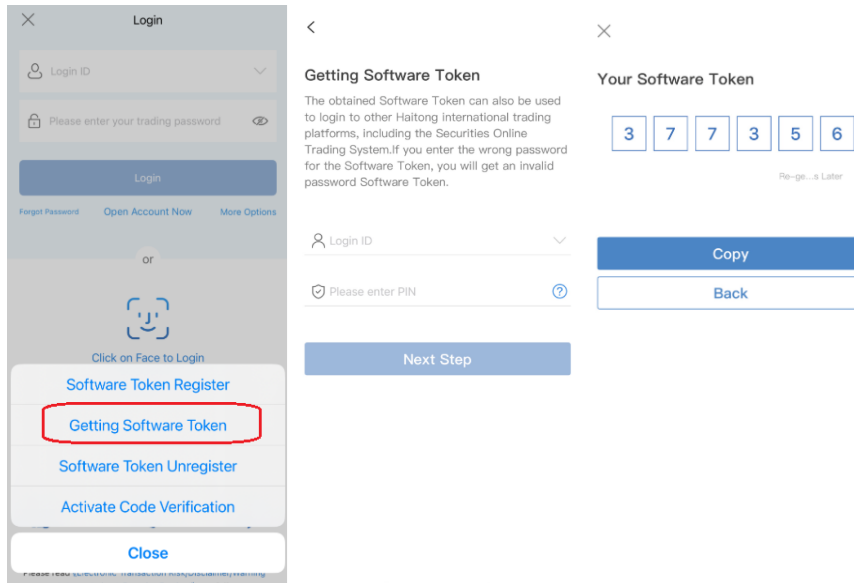
### 1. Logging in to the Haitong International App

Go to “Login page” → Enter “Login ID” → Enter your trading password → Enter the 6-digit PIN → Logged in successfully



## 2. Login to Online Securities web trading

Go to Login page → Click “More Options” → Select “Getting Software Token” → Enter “Login ID” and the 6-digit PIN → Soft Token successfully obtained



### Note:

1. This token will be valid for 1 minute.
2. If you enter an incorrect PIN here, you will receive an invalid Token.
3. iPhone user - Please make sure your OS is updated to 11.0 or later version;  
Android user - Please make sure your Android system is updated to 5.0 or later version.

Should you have any queries, please contact your Client Advisor or Customer Service hotline at (852) 3583 3388/ 400 001 1822.

For and on behalf of

Haitong International Securities Company Limited